

ES

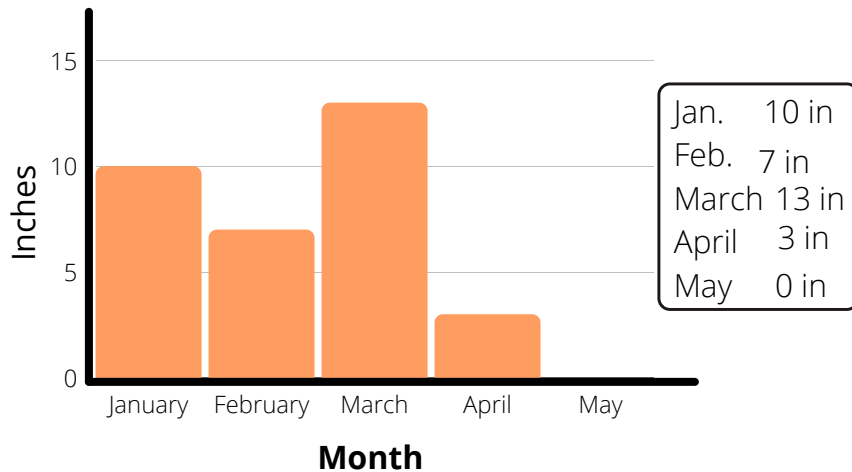
Garden JOURNAL

Drought Tolerant Plants




LESSON 1: GRAPHING THE DROUGHT

This is a graph of how much rain there was each month.



Create a graph using the rain data



1

Underline the things that help to slow it, spread it, sink it!

Covering the ground with plants

Adding concrete

Flattening the ground

Putting woodships on the ground

Building a big hill

Planting a tree

6

LESSON 2: INVASIVE VS NATIVE PLANTS

Color all of the
CALIFORNIA NATIVE
plants




Ice Plant

**California
Poppy**



Oak



Pompous Grass




Sage



English Ivy

3

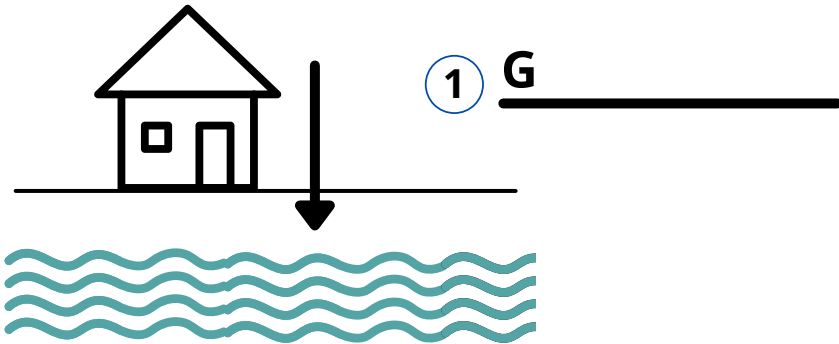
Landscaping is when we add or remove different plants to look beautiful. Draw in the landscaping in front of the school.



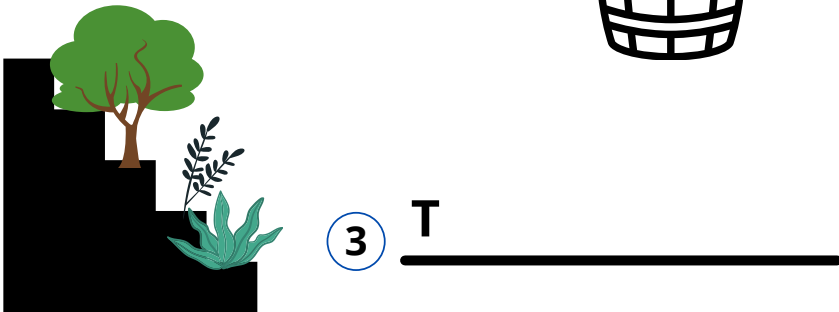
4

LESSON #3: RAINSCAPING

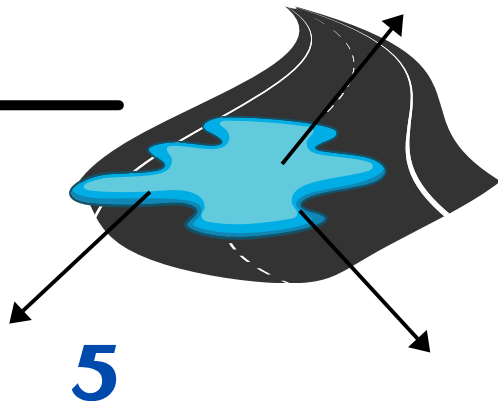
Name the different features that have to do with rainscaping



2 R B _____



4 R _____



Color in the water cycle and label each phase.

